

INTERNATIONAL JOURNAL FOR INNOVATIVE RESEARCH IN MULTIDISCIPLINARY FIELD

(ISSN: 2455-0620)

(Journal Impact Factor: 9.47)

Monthly Peer-Reviewed, Refereed, Indexed Scientific Research Journal

Index Copernicus International Journal Master list with - IC Value: 86.87

DOIs:10.2015/IJIRMF



NOBCON-2024 1st International Conference on Research & Innovation in Multidisciplinary Domains (ICRIMD)

Date: 27 – 28 December, 2024


DOIs:10.2015/IJIRMF/NOBCON-2024

Conference Special Issue - 56

December - 2024

Jointly Organized by:

Noble University, Junagadh, Gujarat, India



RESEARCH CULTURE SOCIETY & PUBLICATION

Email: rscsjournals@gmail.com

Web Email: editor@ijirmf.com

WWW.IJIRMF.COM



“To Study the Cases of Warts Clinically and To Find Out the Efficacy of Homeopathic Medicine in Treating Various Types of Warts with Gentle and Harmless Way by Dynamic Science.”

¹Dr. Pankaj Lathia, ²Dr. Girish Patel

¹M.D (Hom). Professor-Department of Community medicine, CNKHMC, Vyara, Gujarat, India.

²M.D (Hom) Ph.D. (Hom). Professor- Department of Repertory, Principal-SVHMC, Bhavnagar, Executive Member – Advisory Council-NCH. DEAN-FOH, MKBU, Bhavnagar, Gujarat, India.

¹dlpn11187@gmail.com, ²drgirishspatel@gmail.com

ABSTRACT:

CONTEXT

Verruca vulgaris is the commonest skin disease in daily routine practice now a days. The clinical management of wart is often challenging. Different modalities of treatment currently exist, but none of them is more effective.

AIM

To study the case of warts clinically and to find out the efficacy of Homeopathic medicine in treating various types of warts with gentle and harmless way.

MATERIALS AND METHODS

The study was carried out for 3 years and it includes 100 patients. Patients with genital warts, Pregnant females and Immunocompromised Patients were excluded from the study.

STATISTICAL ANALYSIS

Statistical analysis of the descriptive data was done by numbers and percentages according to different categories.

RESULT

There were 100 cases of warts and a majority of the patients (60) were belonging to the age group between 20-40 years. 65 patients were males and 35 patients were females. The most commonly involved site was Face. The most common types of warts were the common wart.

CONCLUSION

Viral warts were most common in the younger age groups. Males outnumbered the females. The face was the commonest site which was involved. Common warts were the commonest type of warts.

KEY WORDS: Homeopathy, Warts, Individualization.

1. INTRODUCTION:

Verruca Vulgaris or Common viral warts are benign skin protuberances which are caused by HPV- Human Papilloma Virus.

MAJOR CAUSES OF SKIN WARTS

- HPV viral Infection
- Chronic Inflammation
- Compromised Immunity
- High toxic load
- Other skin problems



TYPES OF WARTS

There are five major types of Warts. Each type appears on a different part of the body and has a distinct appearance.

- 1) **Common warts:** Common warts usually grow on your fingers and toes, but can appear elsewhere. They have a rough, grainy appearance and a rounded top. Common warts are greyer than the surrounding skin.
- 2) **Plantar warts:** Plantar warts grow on the soles of the feet. Unlike other warts, plantar warts grow into skin, not out of it. If one notices what appears to be a small hole in the bottom of your foot that is surrounded by hardened skin. Plantar warts can make walking uncomfortable.
- 3) **Flat warts:** Flat warts usually grow on the face, thighs, or arms. They are small and not immediately noticeable. Flat warts have a flat top, as if they've been scrapped. They can be pink, brownish, or slightly yellow.
- 4) **Filiform warts:** Filiform warts grow around your mouth or nose and sometimes on your neck or under your chin. They are small and shaped like a tiny flap or tag of skin. Filiform warts are the same color as your skin.
- 5) **Periungual warts:** Periungual warts grow under and around the toenails and fingernails. They can be painful and affect nail growth.

SIGN AND SYMPTOMS

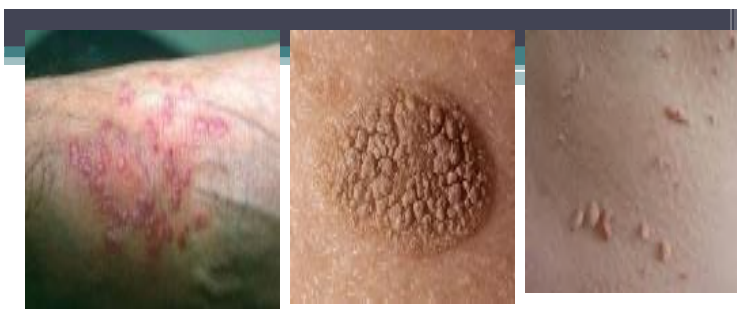
Warts vary in appearance. They may look: Dome-shaped, Flat, Rough, Skin-colored, brown, grey or black. Most warts go away without any significant problems. Sometimes warts cause issues, such as Infection, Pain, Disfigurement, Cancer.

DIAGNOSIS

Diagnosis of warts is based on clinical appearance; biopsy is rarely needed.

A cardinal sign of warts is the absence of skin lines crossing their surface and the presence of pinpoint black dots (thrombosed capillaries) or bleeding when warts are shaved.

DIFFERENTIAL DIAGNOSIS



**Lichen Planus
Keratosis**

Seborrheic

Skin tags



Squamous Cell Carcinoma



Mole



Plantar Wart

Plantar Callus

Plantar Corns

ALLOPATHIC APPROACH

- **Topical medicine:** Chemical like Salicylic acid which dissolves layer of Warts.
- Application of **Cantharidin** is used to cut off blood supply of Warts.
- **Cryotherapy:** Application of liquid nitrogen is done to freeze the Wart.
- **Immunotherapy:** Specially used for Stubborn Warts.
- **Laser Treatment**
- **Electrosurgery and Curettage:** Commonly used for Foot Warts, Filiform Warts and Common Warts.

HOMEOPATHIC APPROACH

According to Homeopathic principle we treat patient as a whole i.e., mental as well as physical generals are taken and symptoms are evaluated according to the severity. The evaluated symptoms are conjoint together in one as totality of symptoms. After the totality, a similia similibus remedy i.e., the selected medicine corresponds to the peculiar, uncommon, singular and distinguishing (characteristic) symptoms of the disease is selected. In this way Homeopathic prescription based on individualization of the person as well as medicine.

Warts are classified under one-sided disease, i.e., diseases which have very few symptoms. They are further categorized as external-local maladies, i.e., changes and ailments that appear on the

external parts of the body.

This is further related by immunological basis in cases of warts. We commonly witness families having propensity for growths, warts, etc., These tendencies are termed miasms, in this case sycotic. Commonly Warts are included under miasm sycosis.

Although warts are local diseases, they are treated with internal remedy which is based on comprehensive understanding of the patient. This includes local symptoms, i.e., morphology and location of lesion, mental makeup of the person, and physical characteristics (Totality of symptoms). A constitutional remedy thus selected eradicates the complaint locally as well as internally, thereby providing long lasting relief from complaints.

Intercurrent Remedy

Intercurrent remedy that remedy which is given in the course of treatment of the patient. Given for some chronic diseases for the purpose of...

- Removing any acute diseases OR accelerating the mode of cure OR removing any hindrances called Miasmatic Blocks.
- During treatment, in some chronic cases despite of a well selected remedy improvement ceases after a time because of deficient reaction OR diminished susceptibility.
- Sometimes well selected medicine doesn't act, indicates. -Intercurrent Remedy,
- It is given in Higher potency like 200, IM, 10M
- We can use NOSODES & SARCODES as an Intercurrent Remedy.

2. LITERATURE REVIEW:

"Md. Ismail Shaikh- Case studies for treatment of warts with Homoeopathy"

In this case series, 5 case studies are presented. In each of these cases Homoeopathic medicines were selected on the basis of individualization and these medicines were successful in the treatment of warts causing removal /dissolution of the warts and relief of associated symptoms of the patients.

Both thuja and causticum have been reported in literature as useful medicines for treatments of warts. In most of the cases 50 millesimal potency were used. It has been observed that in cases treated with fifty millesimal potencies, the response to treatment was faster.

"Dr. Mousumi Das & Dr. Ananya Paramanya- Case Series of Warts and Its Individualized Homoeopathic Treatment"

These case series suggest usefulness of Homeopathic treatment as a complementary and alternative therapy. These case series show a positive result in Homoeopathy where in conventional methods it needs to apply various external ointment and many other things.

3. OBJECTIVES:

- 1) To study the cases of warts clinically.
- 2) To find out the efficacy of Homeopathic Medicine in treating the cases of Warts.

4. RESEARCH METHOD:

This Observational Retrospective study was carried out at Om Homeopathic Clinic, Surat, Gujarat, India for 3 Years. This study conducted by taking 100 cases. Patient with Genital warts, Pregnant women and Immunocompromised patients were excluded from the study. The treatment used in Chronic cases was Constitutional medicine with Intercurrent Remedy in some cases where it required.

Response analyzed as per following criteria-

- (a) Significant Improvement: Feeling of mental and physical well-being with disappearance of all the Signs & Symptoms.
- (b) Moderate Improvement: Feeling of mental and physical well-being with relief in his Suffering.
- (c) Status quo: There is no change in the patient's any complaints.

Patient's condition remains as it is even after administration of Homeopathic medicine.

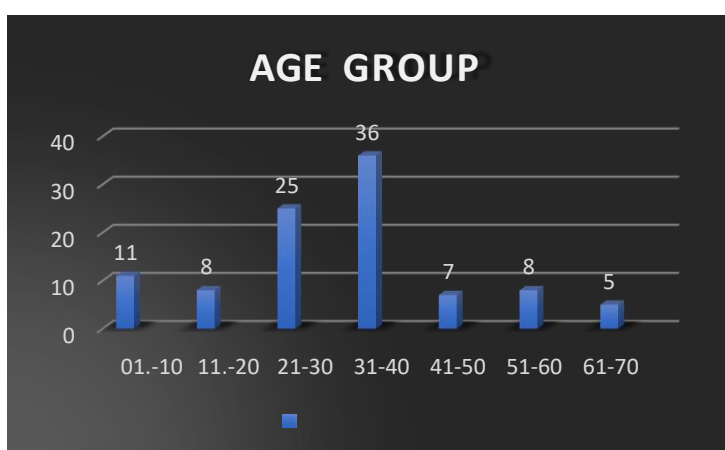
- (d) Left the treatment: Patient did not return for the further treatment.

5. RESULT ANALYSIS:

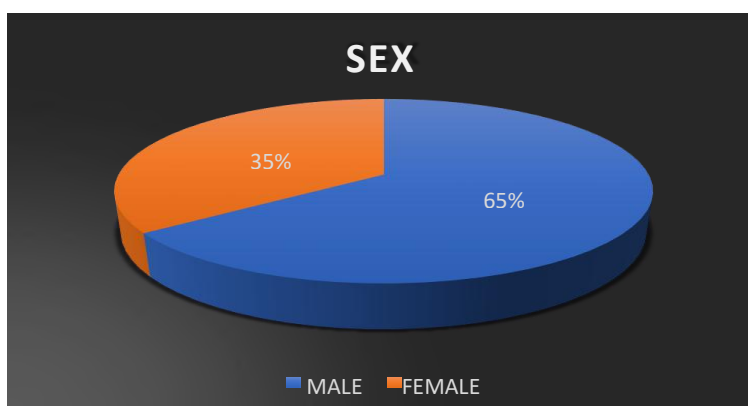
An observational retrospective study was undertaken to study the efficacy of Homeopathy in treating the cases of Warts. I have taken 100 cases for study and evaluated after analyze each case in detail.

Statistical analysis of the descriptive data was done by numbers and percentages according to the different categories.

GRAPH 1.1 AGE GROUP



GRAPH 1.2 SEX GROUP



GRAPH 1.3 TYPES OF WARTS

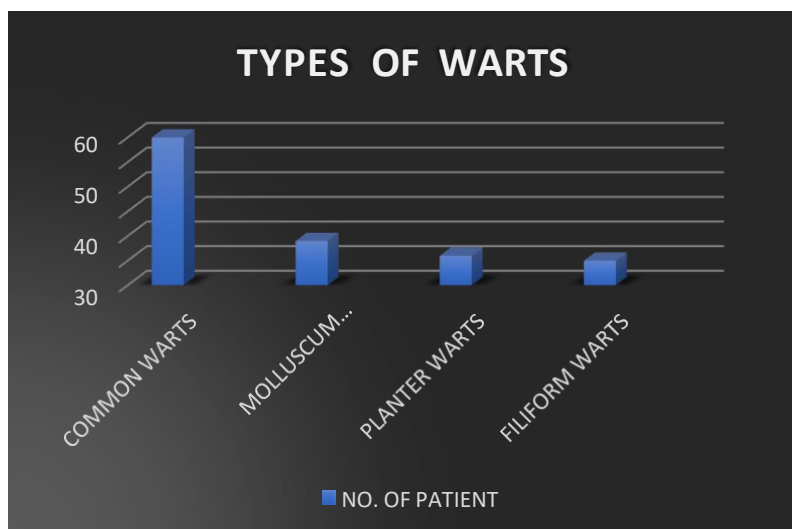


TABLE 1.1 LIST OF INTERCURRENT REMEDY

NAME OF INTERCURRENT REMEDY	NO. OF PATIENT
THUJA	62
TUBERCULINUM	08
MEDORRHINUM	04
SULPHUR	02
NO INTERCURRENT	24

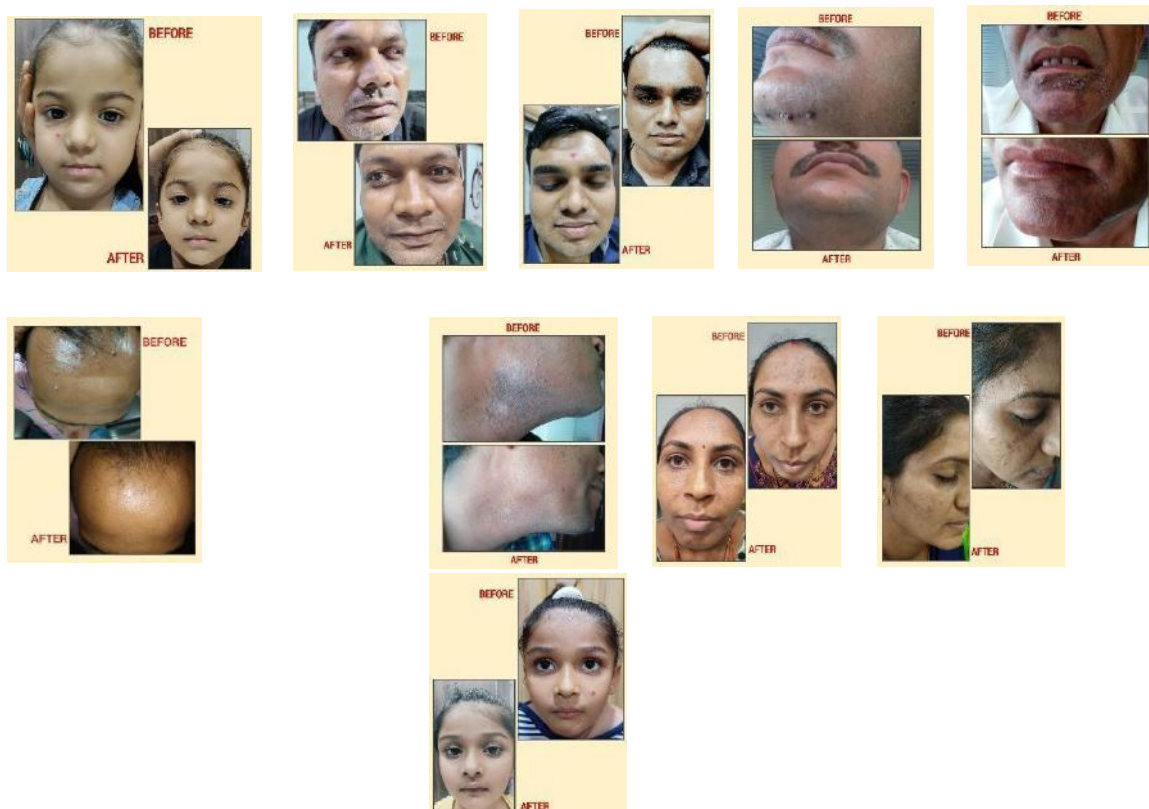
TABLE 1.2 LIST OF CONSTITUTIONAL REMEDY

NAME OF REMEDY	NO. OF PATIENT
CAUSTICUM	21
NAT.SULPH	09
NIT.ACID	09
LYCOPodium	08
ANT.CRUD	07
STAPHYSAGRIA	07
DULCAMARA	06
NAT.MUR	06
BARYTA CARB	05
GRAPHITES	05
CALC.CARB	04
CALC.PHOS	03
CALC.SULPH	03
PHOSPHORUS	03
PULSATILLA	02
SEPIA	02

TABLE 1.3 RESULT ANALYSIS

RESULT	NO. OF CASES
SIGNIFICANT IMPROVEMENT	56
MODERATE IMPROVEMENT	14
LEFT THE TREATMENT	18
STATUS QUE	12

FEW GLIMPSES



6. DISCUSSION:

During entire study 100 cases were taken to understand the efficacy of Homeopathic Remedies in cases of Warts. In 100 cases, 65 patients were Male and 35 were Females. On the basis of nature of disease, all cases were chronic in nature.

As per Age incidence, 11 cases from 1 to 10 years of age, 08 cases from 11 to 20 years of age, 25 cases from 21 to 30 years of age, 36 cases from 31 to 40 years of age, 07 cases from 41 to 50 years of age, 08 cases from 51 to 60 years of age, 05 cases from 61 to 70 years of age.

In all chronic cases, I have used Constitutional medicine and Intercurrent Remedy in those cases where it required.

The result of treatment of 100 cases; in 56 cases, Significant improvement; in 14 cases, Moderate improvement; in 18 cases patient left the treatment and in 12 cases Status quo.

7. CONCLUSION:

During the entire study, 100 cases were taken to understand the efficacy of Homeopathic remedy incases of Warts to draw conclusion. All cases were studied in detail.

- Cauterization is one of the ways to remove the warts which maximum number of people used as a treatment for the fast result, but even after cauterization warts do reappear in exaggerated form. Because warts are only external manifestation of internally disturbed vital force.
- Therefore, even after its removal, vital force expressed its derangement in more exaggerated form.
- In the cases of warts with Homeopathic management the cause is treated by Constitutional remedy and use of the intercurrent remedy where it required, in this way, cause is treated with the Simillimum without any suppression in more gentle and harmless way.
- Viral warts were most common in the young age group between 21 to 40 years of age.
- Males outnumbered than Females.
- The face was commonest site which was involved.
- Common warts were the commonest type of warts.
- Best result is produced by use of the constitutional medicine along with intercurrent medicine.

8. LIMITATIONS:

This study conducted by taking 100 cases. Patient with Genital warts, Pregnant women and Immunocompromised patients were excluded from the study.

REFERENCES:

BOOK REFERENCES:

1. Hahnemann Samuel, organon of medicine, sixth edition, Reprint Edition, B Jain publishers, 1992 Hahnemann Samuel, organon of medicine, translated by Boericke William, 6th edition, B Jain Publication, 1970
2. Hahnemann Samuel, "The Chronic Disease – their peculiar nature and their Homoeopathic cure" volume-1
3. Khanna N. Illustrated Synopsis of Dermatology and Sexually transmitted Diseases. 4th ed. Amsterdam, Netherlands: Elsevier; 2011. 91-5
4. Mahajan N., Mahajan. A, Bhinda A, Salodiya S. Homeopathic treatment of viral warts with Calcarea Phosphorica. Indian J Res Homeopathy 2020;14:279-86
5. Sterling JC, Handfield-Jones S, Hudson PM; British Association of Dermatologists. Guidelines for the management of cutaneous warts. Br J Dermatol 2001; 144:4-11

ARTICLE REFERENCES:

1. Mousumi Das, Ananya Paramanya, Case Series of warts and its individualized Homeopathic treatment Int. J Health Sci. Res 2023;13(11): 162-170 DOI: <https://doi.org/10.52403/ijhsr.20231120>

WEB REFERENCES:

- <https://doi.org/10.52403/ijhsr.20231120>
- <https://www.ijrh.org>
- <http://homeopathy.delhi.gov.in>